


/ar/: dark, hard, shark, farmer, scarf, start

ar: Pupil Book Pg. 40



shark

Group 7

This panel shows the word 'shark' in purple. The letter 'a' is highlighted with a red dot below it. The letter 'r' has a red dot below it, and the letter 'k' has a black dot below it. There are three black arrows above the letters 's', 'h', and 'a' pointing downwards and to the right, indicating the stroke direction for writing.

This panel is a tracing guide for the word 'shark'. It features three black arrows above the letters 's', 'h', and 'a' pointing downwards and to the right. Below the letters 'a', 'r', and 'k', there are red and black dots respectively, indicating the starting points for writing each letter.

ar: Pupil Book Pg. 40

dark

Group 7

This panel shows the word 'dark' in white on a black background. The letter 'a' is highlighted with a red dot below it. The letter 'd' has a white dot below it, and the letter 'k' has a white dot below it. There are three white arrows above the letters 'd', 'a', and 'r' pointing downwards and to the right, indicating the stroke direction for writing.


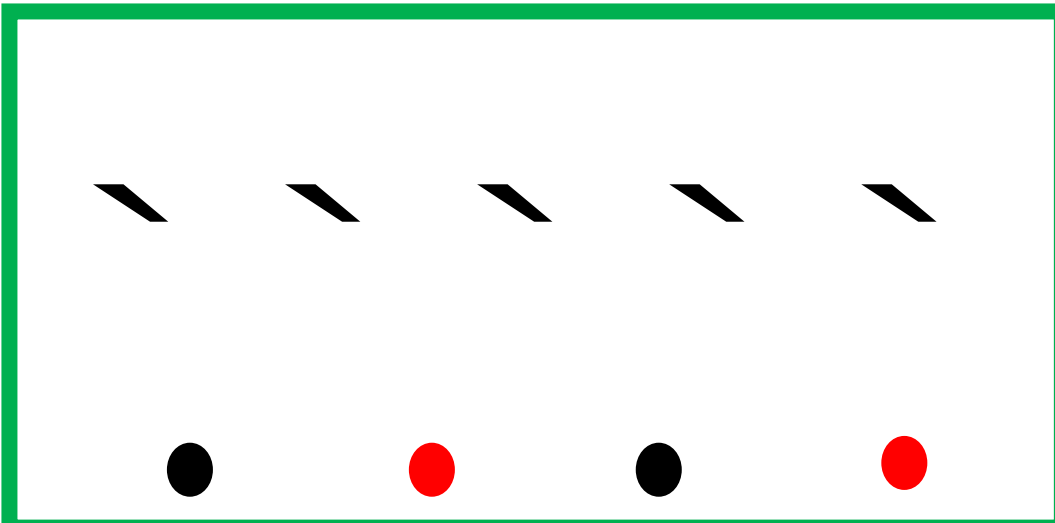
This panel is a tracing guide for the word 'dark'. It features three white arrows above the letters 'd', 'a', and 'r' pointing downwards and to the right. Below the letters 'd', 'a', and 'k', there are black, red, and black dots respectively, indicating the starting points for writing each letter.



ar: Pupil Book Pg. 40

farmer

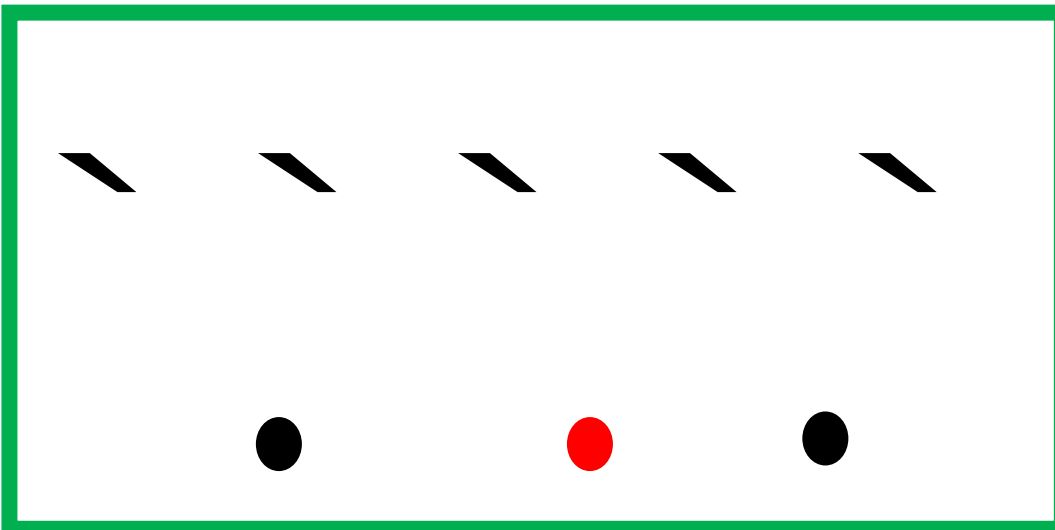
Group 7



hard

Group 7

ar: Pupil Book Pg. 40





ar: Pupil Book Pg. 40

scarf

Group 7



ar: Pupil Book Pg. 40

start

Group 7

